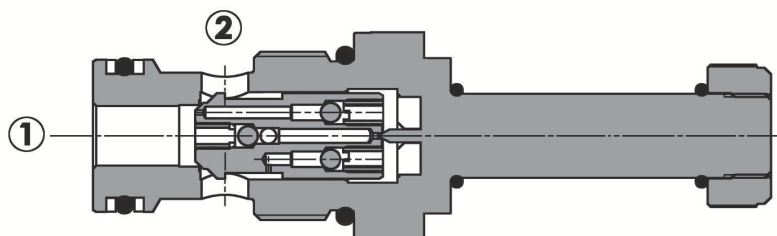
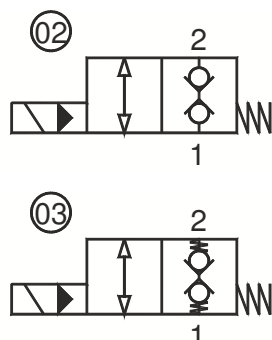


**Valvola elettrica 2 vie, pilotata, doppia tenuta, normalmente chiusa, filettatura gas
 2 way, pilot operated electric valve, double lock poppet, normally closed, bsp thread**

Rev.02-2016/03



SPECIFICHE TECNICHE

Materiali: cartuccia in acciaio zincato. Componenti interni in acciaio trattato termicamente.
Campo di portata:
 3/4": 2-70 L/min; 1": 4-150 L/min
Pressione max.: 350 bar
Coppia di serraggio in cavità: vedere pag.2
Cavità: vedere sezione X
Peso cartuccia: vedere pagina 2
Bobine: versione C-13, vedere sezione Y
Temperatura olio: -20°C + 80°C
Temperatura ambiente: -30°C + 60°C
Filtrazione consigliata: nominale max. 10µ, ISO 4406-19/17/14 (NAS8) o minore
 La variazione di voltaggio in ingresso non deve eccedere il ±10% del valore nominale.

TECHNICAL SPECIFICATIONS

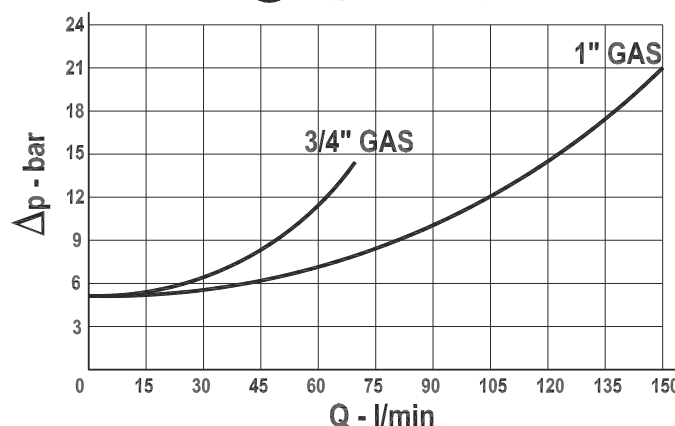
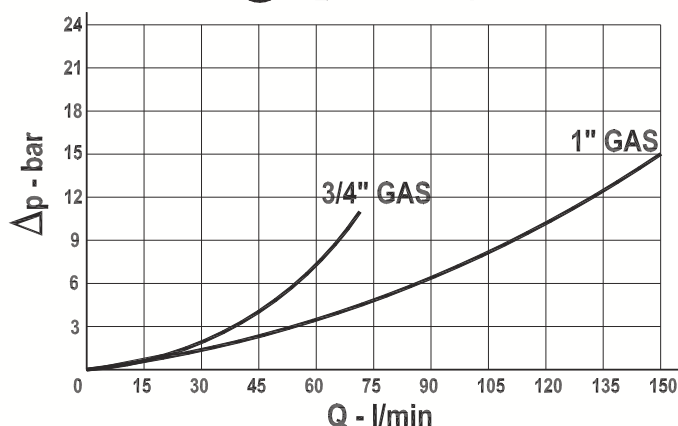
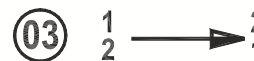
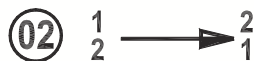
Materials: cartridge in steel zinc plated, internal parts in hardened steel.
Flow range:
 3/4": 2-70 L/min; 1": 4-150 L/min
Max. pressure: 350 bar
Installation torque: see page 2
Cavity: see section X
Cartridge weight: see page 2
Coils: version C-13, see section Y
Oil temperature: -20°C + 80°C
Ambient temperature range: -30°C + 60°C
Recommended filtration: nominal max. 10µ, ISO 4406-19/17/14 (NAS8) or less.
 Inlet voltage fluctuations must not exceed ±10% of nominal voltage.

DIAGRAMMA PERDITE DI CARICO - PRESSURE DROP CURVES

Viscosità olio 24 mm²/sec. (3,5 °E)
 Temperatura 50 °C

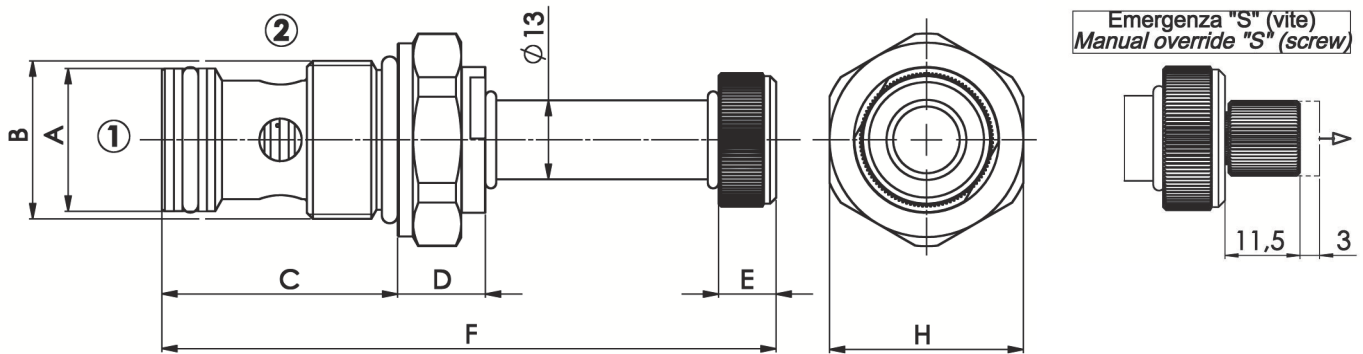
Oil viscosity 24 mm²/sec. (3,5 °E)
 Temperature 50 °C

Valvola aperta (bobina eccitata)
 Valve open (energized coil)



Valvola elettrica 2 vie, pilotata, doppia tenuta, normalmente chiusa, filettatura gas
2 way, pilot operated electric valve, double lock poppet, normally closed, bsp thread

Rev.02-2016/03



TIPO TYPE	A	B	C	D	E	F	H	CAVITA' CAVITY	COPPIA DI SERRAGGIO INSTALLATION TORQUE	PESO WEIGHT
	mm	BSP	mm	mm	mm	mm	mm		Nm	Kg
FP-22-PD-3/4"-02/03	23.5	3/4"	39.5	14.5	9.5	102	32	21261	45 – 55	0.230
FP-22-PD-3/4"-02/03-S	23.5	3/4"	39.5	14.5	9.5	102	32	21261	45 – 55	0.240
FP-22-PD-1"-02/03	30	1"	49.5	14	9.5	111.5	38	21331	60 – 70	0.340
FP-22-PD-1"-02/03-S	30	1"	49.5	14	9.5	111.5	38	21331	60 – 70	0.350

ESEMPIO DI ORDINAZIONE - ORDERING CODE EXAMPLE

FP 22 PD 3 / 4 0 2 * *

* 3/4 – 3/4" BSPP
 1 – 1" BSPP
 Dimensione - Dimension

* 02 – doppia tenuta, normalmente chiusa – normally closed, dual seal
 03 – doppia tenuta, normalmente chiusa, extra molla – normally closed, dual seal, extra spring
 Schema idraulico – Hydraulic scheme

Guarnizioni – Seals:
 V=Viton *
 Omettere se BUNA-N – Omit if BUNA-N

Emergenza – Manual override
 S = vite - screw *
 Omettere se non richiesta – Omit if not required